

DEMOGRAPHICS

- Total U.S. Census population 290,286,350 in 2004.
- 18% or 51.2 million people in the U.S. are individuals with disabilities.
- 12% or 32.5 million people in the U.S. are severely disabled.
- 1.58% or 4.618 million people in the U.S. have MR/DD.
- 0.78% or 2.308 million people in the U.S. have MR only.

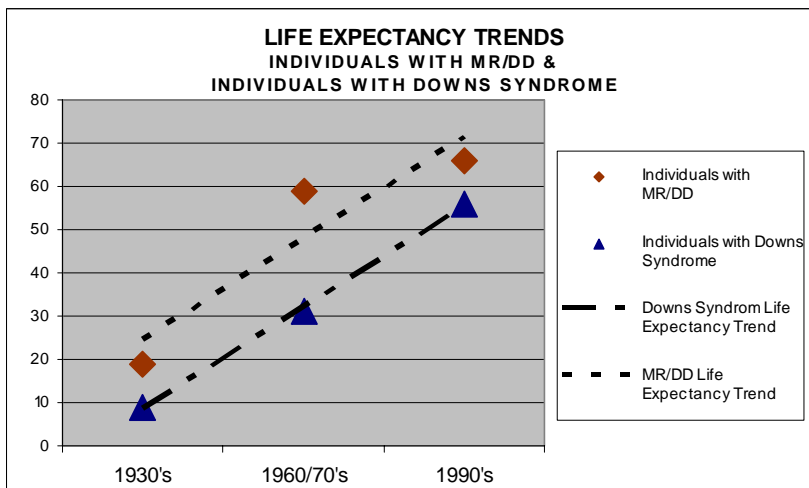
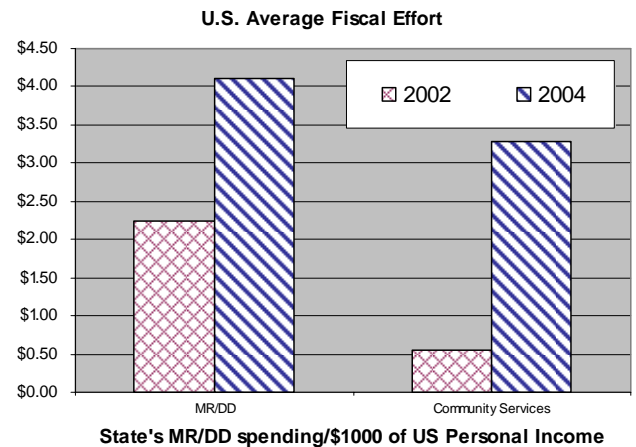
VA total population: 7,281,902.

VA has approximately 115,054 people with MR/DD and 56,799 people with MR (based on 2004 U.S. prevalence rates).

People with MR/DD supported in VA FY05: 6,759 persons in HCBS waiver, 1,805 persons in ICFs/MR, and 762 persons in nursing homes.

MR/DD TRENDS – UNITED STATES

- A total of 545,429 people received services from either HCBS waiver or ICFs/MR, a 12.4% average annual increase ('92 - '05).
- 443,608 (81%) of the people were served by HCBS waiver (an increase from the 16.4% in HCBS in 1987) and 101,821 in ICFs/MR.
- 411,215 people lived in residential settings; 291,142 (71%) in settings of 6 or fewer.
- 101,143 people lived in homes they owned or leased, a 5.6% decrease from FY04.
- 35,386 people lived in family/foster care, a decrease of 11.2% from FY04.
- 73,828 on waiting lists (41 states) for residential services.



- In 2004, 641,000 individuals with developmental disabilities were over the age of 60.
- In 2030, 1,242,800 individuals with developmental disabilities will be over the age of 60.
- 35% of people with MR/DD live with caregivers between ages of 40-60.
- 25% live with caregivers over the age of 60.

MEDICAID FUNDING FACTS

VA HCBS Waiver Expenditures (FY05):

HCBS Waiver (6 waivers):
\$495,265,771
MR/DD (2 waivers):
\$291,768,427
Aging/Disabled (2 waivers):
\$178,452,735
Physically disabled (0 waivers)
Additional waivers (2 waivers):
\$25,044,609

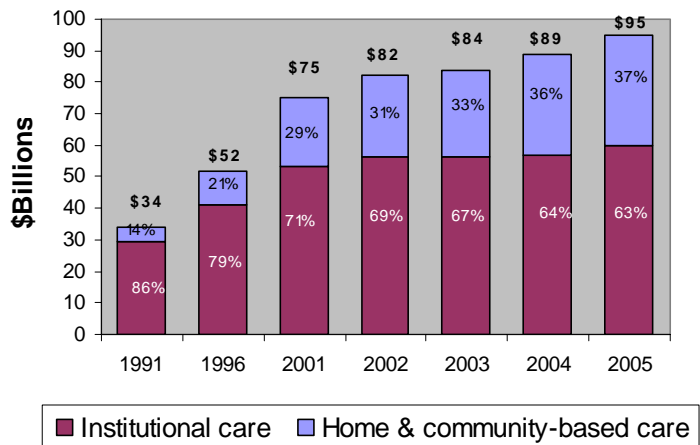
Virginia

- Medicaid enrollees 736,500 residents (10% of population) in FY03.
- Blind or disabled enrollees 134,400 in FY03.
- Total Medicaid spending \$4.5 billion in FY05.
- Nursing home care accounted for 42% of long term care spending in FY04.
- Home/personal care accounted for 27% of long term care spending in FY04.
- VA was 45th in fiscal efforts in FY04 for services for individuals with MR/DD, down from 42nd in 2002.
- 31 ICFs/MR, 5 state serving 1,495 and 26 private serving 310 people. ICF/MR spending is \$190.4 million for public ICFs/MR and \$38.4 million for private, for total of \$228.8 million (FY05).
- Waiting List: 2,028 on waiting list as of FY05.

United States

- All Long Term Care (personal care, home health, HCBS waiver, nursing home, ICF/MR) spending increased 3.8% to \$94.5 billion (expected to increase by 5% after final adjustments) in FY05.
- All Community Based LTC services (HCBS waivers, personal care, home health services) spending increased by 6.1% to \$35.2 billion in FY05.
- MR/DD spending increased 5.7% to \$38.55 billion (FY02 - FY04).
- HCBS waiver spending increased 5.4% to \$22.7 billion (FY05).
- HCBS MR/DD spending increased 5.3% to 17.2 billion, an average of \$38,679 per person (FY05).
- ICF/MR spending increased 0.6% to \$12.1 billion; \$7.5 billion in public and \$4.6 in private settings, an average of \$117,600 per person in FY05.

Growth in Medicaid Long-Term Care Services Expenditures, 1991-2005



WORK FORCE & FAMILY CAREGIVERS – UNITED STATES

- \$8.86/hr average pay for direct support professionals (majority are women supporting families) yielding an annual income of \$18,054 - below poverty level of \$19,350 for a family of 4.
- Number of people needing Personal Assistance Services (PAS) is expected to double from 2000 to 2050 (13 million to 27 million).
- 55.3% PAS pay increase, \$5.41/hour to \$8.40/hour for '89 – '04; nursing home aide pay increased 79% and food workers 85.5% for same period.
- "Unpaid care" by a relative or friend valued at \$257 billion per year, twice amount on paid care.
- 1 of 6 people in the U.S. (50 million) provides care for a chronically ill, aged or disabled friend or relative without public funds.

VA: 696,303 family caregivers provide 746 million hours of care = 6.6 billion dollars (03).

Medicaid Services Are Critical For Our Future

For copies, visit ANCOR at www.ancor.org or contact ANCOR @ 703-535-7850.