



**DEMOGRAPHICS**

- Total U.S. Census population 299,398,484 in 2006.
- 18% or 53.9 million people in the U.S. are individuals with disabilities.
- 12% or 35.9 million people in the U.S. are severely disabled.
- 1.58% or 4.730 million people in the U.S. have MR/DD.
- 0.78% or 2.335 million people in the U.S. have MR only.

Wisconsin total population: 5,556,506.

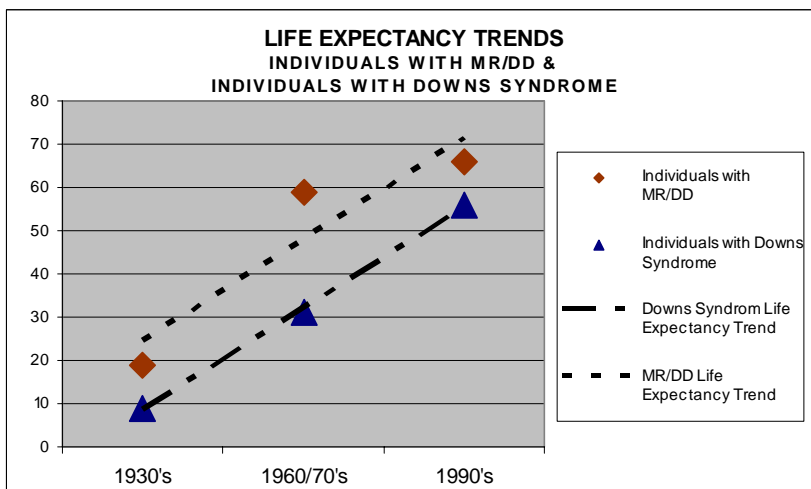
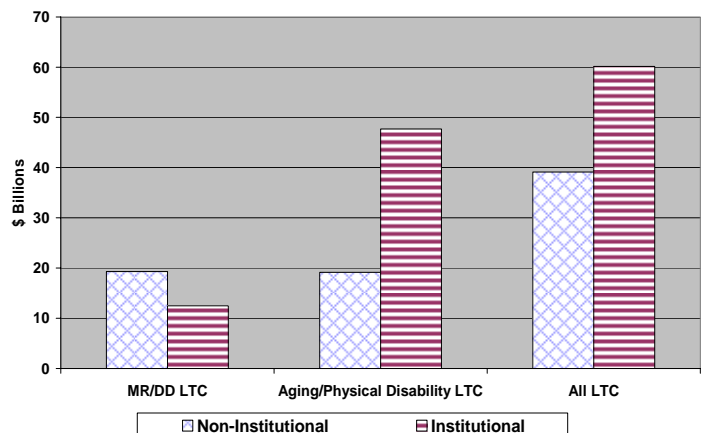
Wisconsin has approximately 87,793 people with MR/DD and 43,341 people with MR (based on 2004 U.S. prevalence rates).

People with MR/DD supported in WI FY06:  
 13,938 persons in HCBS waiver,  
 1,346 persons in ICFs/MR, and  
 82 persons in nursing homes.

**MR/DD TRENDS – UNITED STATES**

- A total of 577,740 people received services from either HCBS waiver or ICFs/MR, a 12.6% average annual increase ('92 - '06).
- 479,196 (83%) of the people were served by HCBS waiver and 98,544 in ICFs/MR.
- 286,087 people lived in congregate settings; 157,082 (54.9%) in settings of 6 or fewer.
- 104,386 people lived in homes they owned or leased, a 3.2% increase from FY05.
- 35,302 people lived in family/foster care, a decrease of .2% from FY05.
- 84,523 on waiting lists (41 states) for residential services.

FY 2006 LTC Spending



- In 2004, 641,000 individuals with developmental disabilities were over the age of 60.
- In 2030, 1,242,800 individuals with developmental disabilities will be over the age of 60.
- 35% of people with MR/DD live with caregivers between ages of 40-60.
- 25% live with caregivers over the age of 60.

## MEDICAID FUNDING FACTS

### WI HCBS Waiver Expenditures (FY06):

HCBS Waiver: \$666,804,970

MR/DD: \$482,169,343

Aging/Disabled: \$155,889,056

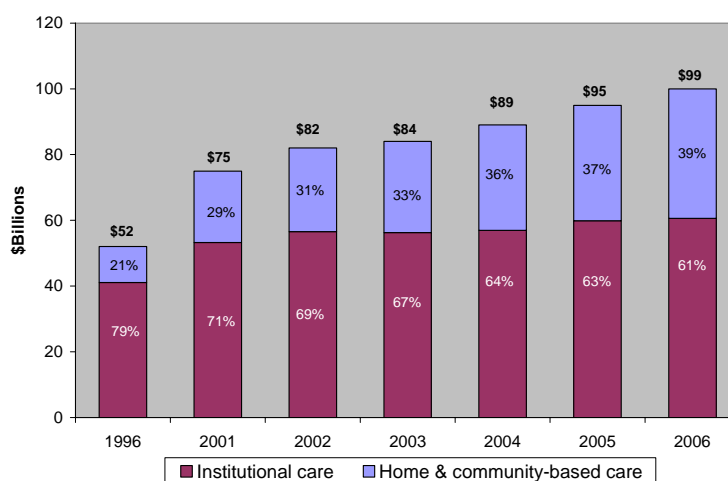
### Wisconsin

- Medicaid enrollees 970,900 residents (18% of population) in FY04.
- Blind or disabled enrollees 128,300 in FY04.
- Total Medicaid spending \$4.65 billion in FY06.
- Nursing home care accounted for 42.6% of long term care spending in FY06.
- Home/personal care accounted for 44.7% of long term care spending in FY06.
- WI was 15<sup>th</sup> in fiscal efforts in FY04 for services for individuals with MR/DD, and was 15<sup>th</sup> in 2002.
- 32 ICFs/MR, 2 state serving 519 people and 22 private serving 827. ICF/MR spending is \$114.3 million for public ICFs/MR and \$55.8 million for private, for total of \$170.1 million (FY06).
- Waiting List: Did not furnish waiting list numbers as of FY06.

### United States

- All Long Term Care (personal care, home health, HCBS waiver, nursing home, ICF/MR) spending increased 3.4% to \$99.3 billion.
- All Community Based LTC services (HCBS waivers, personal care, home health services) spending increased by 11% to \$39.1 billion in FY06.
- MR/DD spending increased 5.7% to \$38.55 billion (FY02 - FY04).
- HCBS waiver spending increased 10.6% to \$25.6 billion (FY06).
- HCBS MR/DD spending increased 10.7% to 19.3 billion, an average of \$39,818 per person (FY06).
- ICF/MR spending increased 0.8% to \$12.47 billion; \$7.64 billion in public and \$4.83 billion in private settings.

Growth in Medicaid Long-Term Care Services 1996-2006



## WORK FORCE & FAMILY CAREGIVERS – UNITED STATES

- \$9.48/hr average pay for health care support occupations (majority are women supporting families) yielding an annual income of \$19,715 - below poverty level of \$20,444 for a family of 4.
- Number of people needing Personal Assistance Services (PAS) is expected to double from 2000 to 2050 (13 million to 27 million).
- In US there are an estimated 1,027,121 home and personal care workers (3.5 per 1,000 people).
- “Unpaid care” by a relative or friend valued at \$350 billion in 2006. This informal care giving value meets or exceeds *total* Medicaid spending in 38 states.
- 1 of 6 people in the U.S. (50 million) provides care for a chronically ill, aged or disabled friend or relative without public funds.

**WI: 600,000 family caregivers provide 650 million hours of care = \$6.8 billion (06).**

### Medicaid Services Are Critical For Our Future

For copies, visit ANCOR at [www.ancor.org](http://www.ancor.org) or contact ANCOR @ 703-535-7850.