



DEMOGRAPHICS

- Total U.S. Census population 299,398,484 in 2006.
- 18% or 53.9 million people in the U.S. are individuals with disabilities.
- 12% or 35.9 million people in the U.S. are severely disabled.
- 1.58% or 4.730 million people in the U.S. have MR/DD.
- 0.78% or 2.335 million people in the U.S. have MR only.

Montana total population: 944,632.

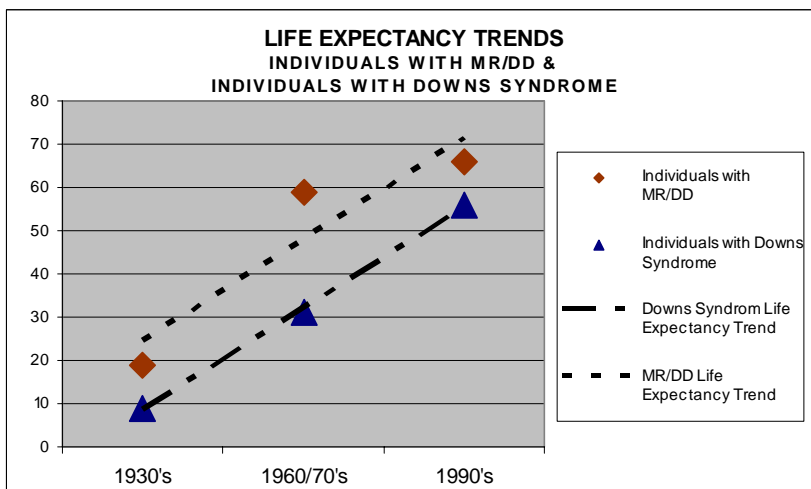
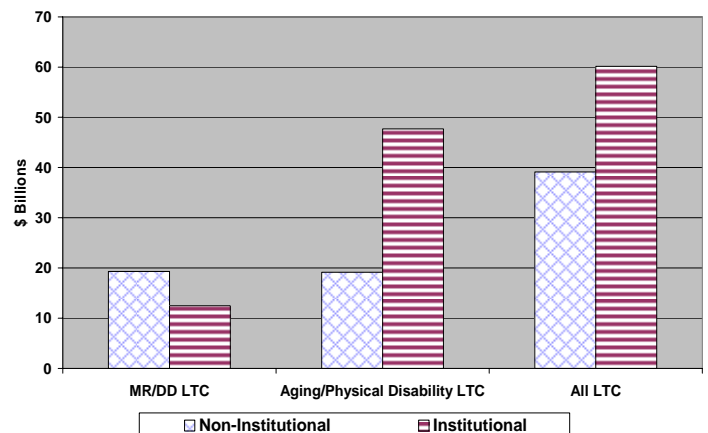
Montana has approximately 14,925 people with MR/DD and 7368 people with MR (based on 2004 U.S. prevalence rates).

People with MR/DD supported in MT FY06:
 2,058 persons in HCBS waiver,
 72 persons in ICFs/MR, and
 168 persons in nursing homes.

MR/DD TRENDS – UNITED STATES

- A total of 577,740 people received services from either HCBS waiver or ICFs/MR, a 12.6% average annual increase ('92 - '06).
- 479,196 (83%) of the people were served by HCBS waiver and 98,544 in ICFs/MR.
- 286,087 people lived in congregate settings; 157,082 (54.9%) in settings of 6 or fewer.
- 104,386 people lived in homes they owned or leased, a 3.2% increase from FY05.
- 35,302 people lived in family/foster care, a decrease of .2% from FY05.
- 84,523 on waiting lists (41 states) for residential services.

FY 2006 LTC Spending



- In 2004, 641,000 individuals with developmental disabilities were over the age of 60.
- In 2030, 1,242,800 individuals with developmental disabilities will be over the age of 60.
- 35% of people with MR/DD live with caregivers between ages of 40-60.
- 25% live with caregivers over the age of 60.

MEDICAID FUNDING FACTS

MT HCBS Waiver Expenditures (FY06):

HCBS Waiver: \$87,755,569

MR/DD: \$64,475,924

Aging/Disabled: \$23,279,645

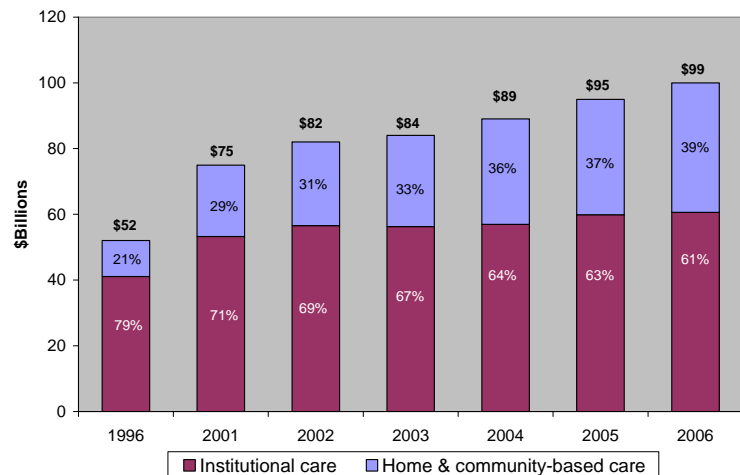
Montana

- Medicaid enrollees 112,900 residents (12% of population) in FY04.
- Blind or disabled enrollees 17,500 in FY04.
- Total Medicaid spending \$.73 billion in FY06.
- Nursing home care accounted for 45.3% of long term care spending in FY06.
- Home/personal care accounted for 44.5% of long term care spending in FY06.
- MT was 25th in fiscal efforts in FY04 for services for individuals with MR/DD, up from 28th in 2002.
- 1 ICF/MR, 1 state facility serving 72 people and 0 private providers. ICF/MR spending is \$12.7 million for FY06.
- Waiting List: 642 on waiting list as of FY06.

United States

- All Long Term Care (personal care, home health, HCBS waiver, nursing home, ICF/MR) spending increased 3.4% to \$99.3 billion.
- All Community Based LTC services (HCBS waivers, personal care, home health services) spending increased by 11% to \$39.1 billion in FY06.
- MR/DD spending increased 5.7% to \$38.55 billion (FY02 - FY04).
- HCBS waiver spending increased 10.6% to \$25.6 billion (FY06).
- HCBS MR/DD spending increased 10.7% to 19.3 billion, an average of \$39,818 per person (FY06).
- ICF/MR spending increased 0.8% to \$12.47 billion; \$7.64 billion in public and \$4.83 billion in private settings.

Growth in Medicaid Long-Term Care Services 1996-2006



WORK FORCE & FAMILY CAREGIVERS – UNITED STATES

- \$9.48/hr average pay for health care support occupations (majority are women supporting families) yielding an annual income of \$19,715 - below poverty level of \$20,444 for a family of 4.
- Number of people needing Personal Assistance Services (PAS) is expected to double from 2000 to 2050 (13 million to 27 million).
- In US there are an estimated 1,027,121 home and personal care workers (3.5 per 1,000 people).
- “Unpaid care” by a relative or friend valued at \$350 billion in 2006. This informal care giving value meets or exceeds *total* Medicaid spending in 38 states.
- 1 of 6 people in the U.S. (50 million) provides care for a chronically ill, aged or disabled friend or relative without public funds.

MT: 110,000 family caregivers provide 120 million hours of care = \$1.03 billion (06).

Medicaid Services Are Critical For Our Future

For copies, visit ANCOR at www.ancor.org or contact ANCOR @ 703-535-7850.